


HPM 90



Base

Model:	CAT 313	
Engine model:	CAT C3.6	
Power rating ISO 14396:	82 kW	108 hp
Displacement:	3.6 l	220 in ³
Fuel Tank:	258 l	68.2 gal

Undercarriage

Undercarriage Type:	Variable Width	
Width:	2500-3300mm	8'2" - 10'10"
Shoe Width:	500mm	20"

Rotary

Rotary Torque:	105 kNm	77500 lb.ft
Max Effective Torque:	90 kNm	66400 lb.ft
Working Speed:	8-28 rpm	
Working Gears:	10	
Discharge Speed:	50-125 rpm	
Discharge Gears:	10	

Main Winch

Max Pull Force:	120 kN	27000 lbf
Starting Pull Force:	130 kN	29250 lbf
Rope Speed:	70 m/min	230 ft/min
Rope Diameter:	22 mm	7/8"

Auxiliary Winch

Max Pull Force:	30 kN	6750 lbf
Rope Speed:	55 m/min	180 ft/min
Rope Diameter:	12 mm	15/35"

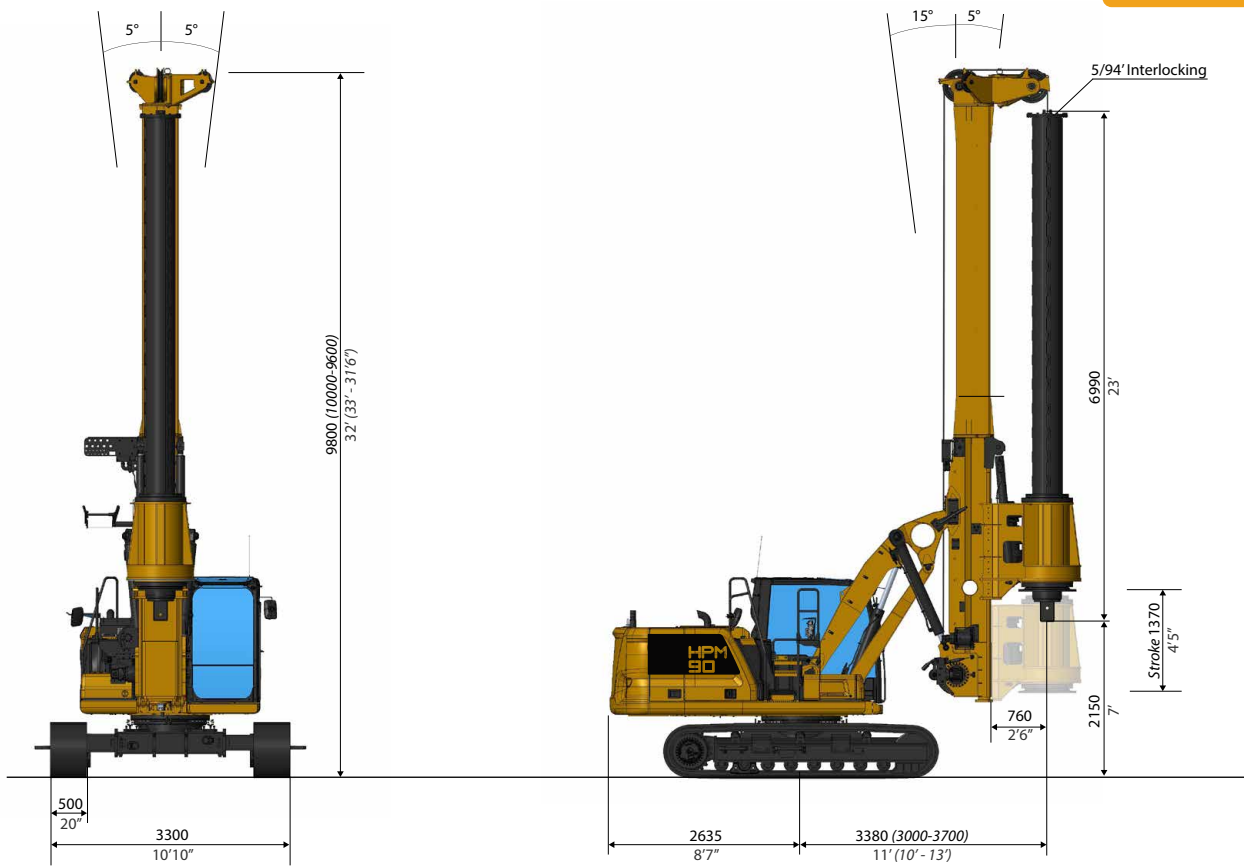
Crowd System

Crowd Type:	Cylinders Pull Down	
Pull Force:	280 kN	63000 lbf
Push Force:	100 kN	22500 lbf

Drilling Data

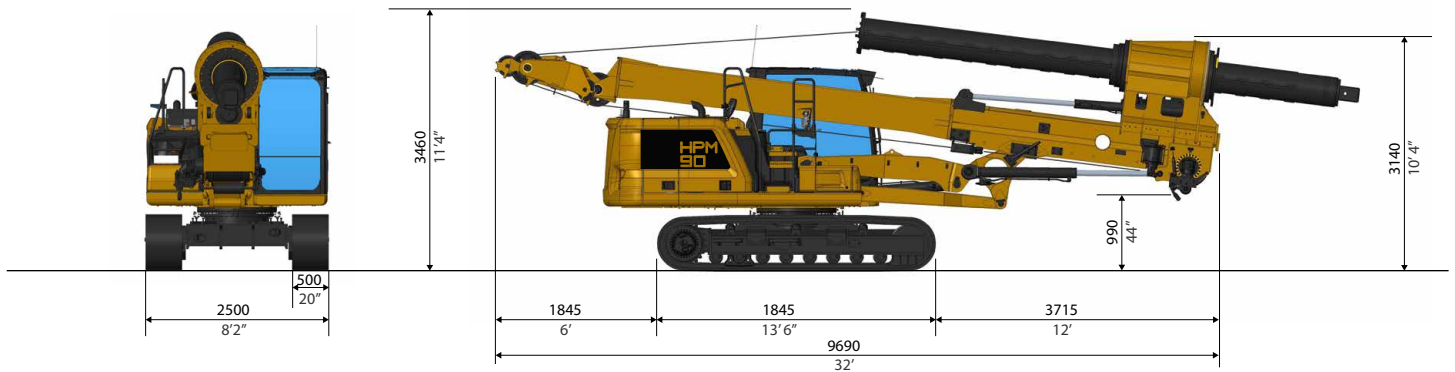
Standard Kelly bar:	5/94	
Drilling Depth:	28.5 m	94 ft
Drilling Diam.:	1500 mm	60 in

**Different Kelly-Bar available on request*



Operating Weight

Weight with 5/94 KB 24 ton 54000 lb



MAIN STANDARD EQUIPMENT

- Multifunctional HPM Computer
- Travel Alarm
- Cameras
- Automatic Mast Verticalization
- Auto Alignment with memory function
- Rotary Speed Control
- 10 Gears System
- Remote Diagnostics/Updates
- Removable Counterweight
- Extendable Undercarriage

OPTIONAL EQUIPMENT

- Aux. Swing Brake
- Casign Oscillator Predisposition
- Universal Casing Joint
- Remote Control
- Self Erecting Counterweight
- FOPS cab
- Biodegradable Hydraulic Oil
- Central Lubrification System
- CFA Kit
- Short Mast Kit

Design developments and process improvements may require the specification and materials to be updated and changed without prior notice or liability.

These and the technical data are provided as indicative information only, with any errors and misprints reserved.