


HPM200 CWS



Base

Model	CAT 330	
Engine model	CAT C7.1	
Power rating ISO 14396	205 kW	275 hp
Displacement	7.01 l	428 in ³
Fuel Tank	474 l	125.2 gal

Undercarriage

Undercarriage Type	Variable Width	
Width:	3000 - 4270 mm	9'10" - 14'
Shoe Width:	720 mm	2'4"

Rotary

Rotary Torque	295 kNm	217500 lb.ft
Max Effective Torque	251kNm	185000 lb.ft
Working Speed	9-24 rpm	
Working Gears	10	
Discharge Speed	50-120 rpm	
Discharge Gears	10	

Main Winch

Max Pull Force	230 kN	51700 lbf
Starting Pull Force	250 kN	56200 lbf
Rope Speed	70 m/min	230 ft/min
Rope Diameter	28 mm	1 1/8"

Auxiliary Winch

Max Pull Force	115 kN	26000 lbf
Rope Speed	55 m/min	180 ft/min
Rope Diameter	22 mm	7/8"

Crowd System

Crowd Type:	Winch Crowd Pull	
Pull Force:	310 kN	70000 lbf
Push Force	200 kN	45000 lbf

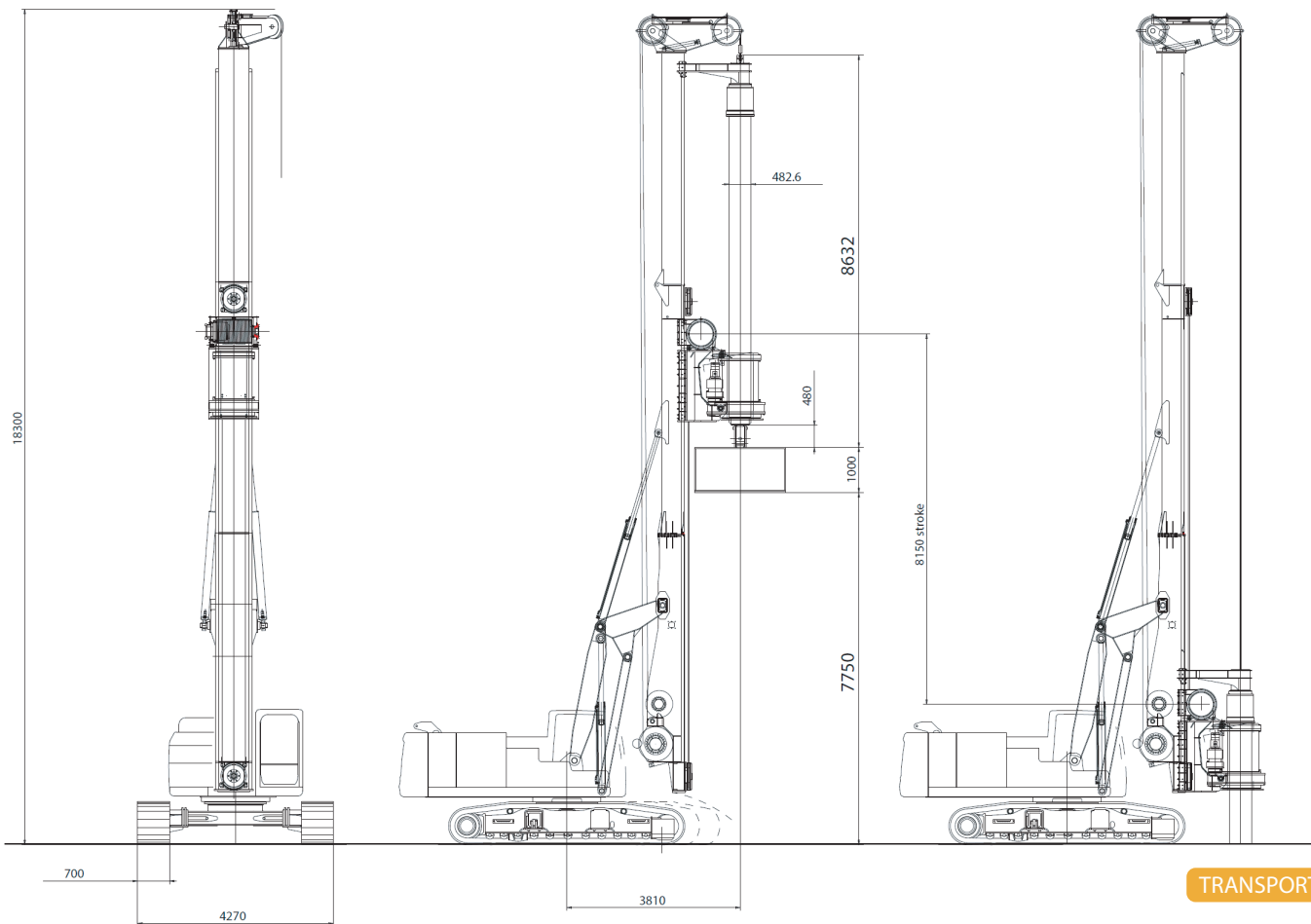
Drilling Data

Standard Kelly bar:	5/31m	
Drilling Depth:	31 m	101 ft
Drilling Diam.:	2200 mm	7' 2in
Max Drilling Diam.:	4000 mm	13 ft

**Different Kelly-Bar available on request*

Operating Weight

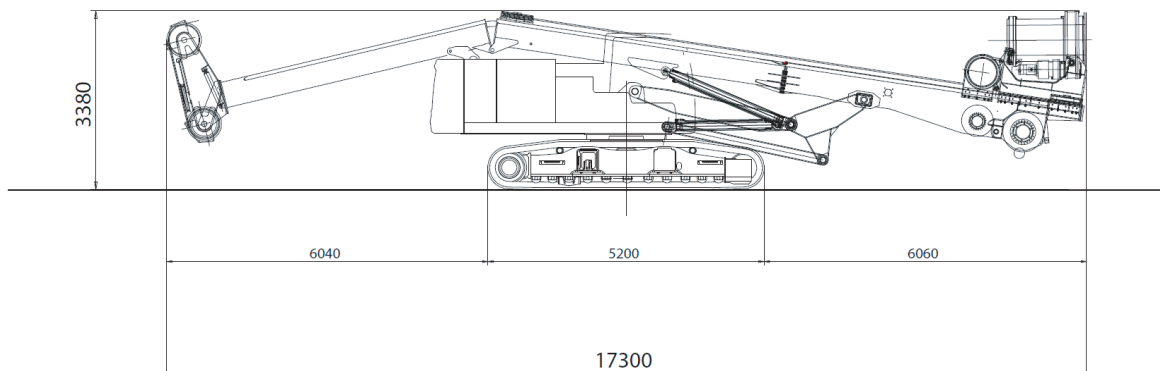
Weight with 5/31 KB 60 ton
 128300 lb



TRANSPORT DIMENSIONS

Transport Weight

Without KB, rotary, counterweights 36.5 ton 80500 lb



MAIN STANDARD EQ

- Multifunctional HPM Computer
- Travel Alarm
- Cameras
- Automatic Mast Verticalization
- Auto Alignment with memory function
- Rotary Speed Control
- 10 Gears System
- Remote Diagnostics/Updates
- Removable Counterweight
- Extendable Undercarriage
- Winch Crowd System
- Aux. Swing Brake
- Casign Oscillator Predisposition
- Universal Casing Joint
- Walking Platform
- Remote Control
- Self Erecting Counterweight
- Biodegradable Hydraulic Oil
- Central Lubrication System
- CFA Kit
- Low Headroom Kit

Design developments and process improvements may require the specification and materials to be updated and changed without prior notice or liability.

These and the technical data are provided as indicative information only, with any errors and misprints reserved.